




Contacts

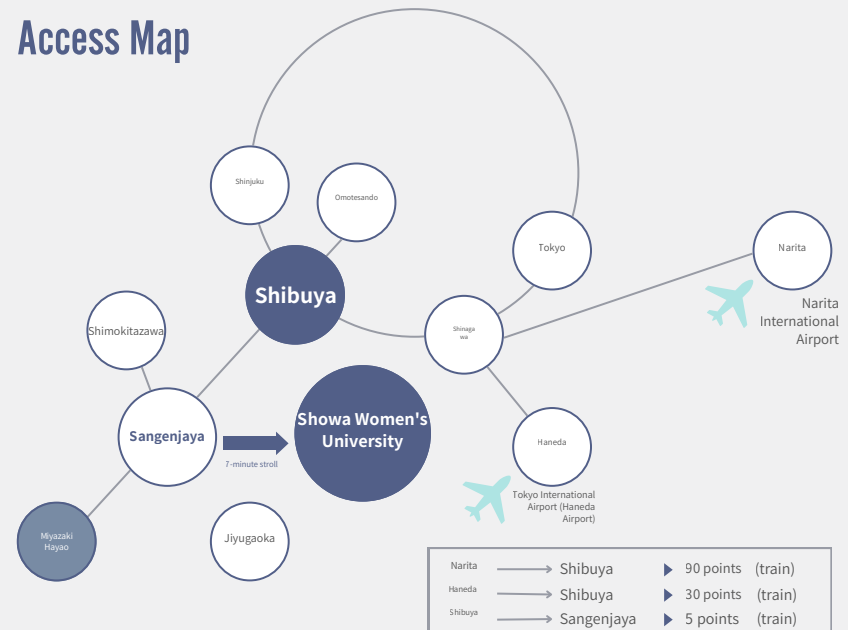
Showa Women's University
1-7-57 Taishido, Setagaya, Tokyo 154-8533

TEL: +81-3-3411-5154 FAX: +81-3-3411-4640
EMAIL: spass@swu.ac.jp

<https://www.swu.ac.jp/>




Access Map



SHOWA WOMEN'S UNIVERSITY

Tokyo, Japan

2027 English Version



Setagaya Campus



Overseas Campus "Showa Boston"



Temple University, Japan Campus

Message from the President



Akira Kanao,
President of Showa Women's University

SWU builds on a strong educational tradition while preparing women to thrive in a diverse, global society. Students develop both specialist knowledge and practical skills through a wide variety of global programs, a data science minor, and project-based learning. These experiences foster real-world awareness and cross-cultural understanding. Our Setagaya campus is a hub of diverse ideas and perspectives, where Japanese and international students learn together in a global environment. We welcome students with ambition—those ready to define their goals and succeed in today's world.

In an era of change, SWU fosters the drive to keep learning and the power to shape society

Introduction

SWU's campus is located in central Tokyo, just 5 minutes by train from Shibuya, with approximately 6,650 undergraduate students. The campus includes an affiliated kindergarten, elementary school, junior high school, high school, and graduate school. Surrounded by seasonal greenery, it offers a spacious and natural environment for learning.


History

SWU marked its 100th anniversary in 2020 and is one of Japan's leading women's universities. Women's universities exist not only in Japan but also in countries such as the United States, Korea, and India. Over the years, SWU has continued to evolve in response to changing times and is now comprised of 7 faculties and 17 departments offering highly specialized education.

Super Global Campus

SWU offers a unique global learning environment that combines its Setagaya Campus—shared with Temple University Japan Campus (TUJ), where students can experience international exchange while studying in Japan—and Showa Boston, SWU's overseas campus established in 1988. Japanese, international, and TUJ students study together in a diverse and dynamic setting.

Hitomi Memorial Hall (Performance Venue)



Classroom



Library



Cosmos Festival
(Academic Festival)



Cafe3

Faculty of International Studies

Department of International Liberal Arts



Students specialize in areas such as “English-speaking societies”, “Representational Culture”, “Language and Education”, and “International Communication” while developing practical English skills through small, intensive classes. A U.S. style liberal arts education fosters logical and critical thinking, as well as strong problem-finding and problem-solving abilities suited to a global environment. In the first semester of the second year, students study domestically at Temple University, Japan Campus, followed by study abroad at Showa Boston in the second semester. Students may study abroad for up to two years.

Department of International Japan Studies



International Student Program

“International Student Program” in this department offers students the chance to study not only Japanese but also aspects of Japanese culture, such as manga and anime, as well as international exchange, tourism, and regional issues. The program develops the knowledge and communication skills needed in a changing society. The curriculum offers a wide range of options tailored to students’ Japanese proficiency and learning goals. Students may also study at Showa Boston in the first semester of their second year. In addition, department-specific internship courses provide opportunities to gain practical experience in a variety of industries.

Faculty of Global Business

Department of Business Design



A comprehensive curriculum combines business and English, with level-based classes to develop language skills alongside introductory business and career development courses. In the first semester of the second year, students study at Showa Boston to gain a global perspective, practical English skills, and independence. After returning, they choose to focus on one of three areas: Global Business and Sustainability, Management and Economics, or Marketing and Innovation, and integrate theory and practice through seminars and project-based learning.

Department of Accounting and Finance



Students prepare for professional certifications in bookkeeping and financial planning without additional schooling beyond the university. Courses are taught by experienced faculty, including former finance professionals, tax accountants, financial planners, and holders of advanced degrees such as MBAs and PhDs, covering topics from the fundamentals to practical applications of accounting and finance. In the third and fourth years, students take business school-style classes that apply theory in practice, with a focus on case studies and case methods.

Faculty of International Studies

Department of International Studies



International Student Track



The Department of International Studies offers an “International Student Track”, but can international students join the “Regular Track”?



• Answer

In principle, international students are enrolled in the “International Student Track.” To join the “Regular Track”, students must meet the required Japanese level at the time of admission, with a minimum score of 270 in Japanese (reading, listening, and listening-reading) of the EJU test.

Faculty of Humanities and Culture

Department of Japanese Language and Literature



Students build a foundation in Japanese language and culture in the first year and choose a course in the second year. The Language Course covers Japanese linguistics and Japanese language education, while the Literature Course focuses on classical and modern Japanese literature. Both courses also explore traditional culture, media and subculture, and intercultural communication.


Department of History and Culture



Students study fields including Japanese, Asian, and Western history; human geography; art history; folklore; performing arts history; archaeology; and cultural heritage, along with practical training in traditional arts and archaeological fieldwork. Courses also develop digital skills for working with texts and images, as well as archival studies. Students build academic foundations and research methods through introductory courses, then pursue advanced subjects aligned with their interests from the second year onwards.

Faculty of Humanities and Social Sciences

Department of Psychology



Students gain a balanced foundation in psychology across four areas: cognition, development, clinical, and social, developing a broad understanding of the human mind. Rather than dividing into courses, the program covers all four areas, with dedicated faculty support. From the third year, small seminar classes of around 10 students provide close guidance tailored to each student's interests, building expertise and the ability to apply psychological perspectives in a wide range of careers.

Department of Social Welfare



From the first year, students build a foundation through project-based learning to develop the skills needed to contribute to a welfare society. The program emphasizes multicultural social work, fostering respect for different cultures and understanding increasingly diverse and complex social issues. Students also develop practical language and communication skills to work in international and multicultural settings. Qualifications such as social worker, mental health social worker, and childcare worker can be obtained.

Faculty of Food and Health Sciences

Department of Health Design



Students study scientific knowledge related to nutrition and the human body. Through extensive experiments, practical training, and student-led projects, they develop the ability to make informed decisions and act based on sound knowledge, aiming to become registered dietitians. Health is studied from a broader perspective that includes exercise and beauty in addition to diet, with opportunities to obtain various qualifications. This approach leads to becoming a health specialist with expertise that goes beyond nutrition alone.

Department of Nutrition Science



Students aiming to become registered dietitians build a strong foundation through core and general subjects and develop specialized knowledge and skills through experiments and practical training. Off-campus placements and elective courses enhance practical ability, while graduation research develops research skills and logical thinking. Preparation for the national examination includes dedicated courses, mock exams, and intensive study sessions, with the goal of ensuring that all students pass.

Faculty of Humanities and Social Sciences

Department of Contemporary Liberal Arts



Students develop a broad foundation in liberal arts to understand today's increasingly complex society. Centered on social sciences, the program integrates three areas: Social Systems, Media Creation, and Multicultural Collaboration. PBL courses provide opportunities to apply knowledge and skills in practice. Students also build Japanese communication skills and ICT literacy, strengthening their communication, presentation, and analytical skills to convey ideas clearly and effectively.

Department of Elementary Education



In response to the addition of "English" as a subject in elementary schools and growing interest in early childhood English education, the department prepares students to become elementary school and kindergarten teachers, as well as childcare workers, with strong English skills and teaching ability. At the short-term program offered at Showa Boston, students undertake teaching practice at local Boston schools.
*Please note that the Department of Elementary Education does not offer an entrance examination for international students.

Faculty of Food and Health Sciences

Department of Food Safety Management



Students study food types, components, and functions, along with processing and preservation methods, hygiene, quality control, and product planning and development, in relation to the human body. Through lectures, experiments, and practical training, they develop a systematic understanding based on scientific principles. The department also covers food industry practices, current trends, and the basics of product development and marketing. Group work focused on real-world challenges builds practical skills.



Faculty of Environmental Design

Department of Environmental Design



- Architecture and Interior Design Course
- Product Design Course
- Fashion Design Management Course
- Design Produce Course



Students select one of four courses in the Department of Environmental Design and develop specialized knowledge and design skills. Students build foundational techniques for turning ideas into form, advancing these skills each year to achieve a high level of expertise.

■ Architecture and Interior Design Course

Students develop into internationally capable architects who contribute to society while creating engaging and functional spaces.
Keywords: Architecture, Interior Design, Urban Development

■ Fashion Design Management Course

Students combine fashion design knowledge and technical skills with an understanding of society to propose new lifestyles and values.
Keywords: Fashion Design, Textile Design, Promotion Design

■ Product Design Course

Students build the ability to turn ideas into form and create products that connect people and society.
Keywords: Product Design, Graphic Design, Visual Communication

■ Design Produce Course

Students develop planning and design fundamentals, applying digital skills to create and manage value across diverse fields.
Keywords: Social Design, Curation, Digital Design

Faculty of Informatics

Department of Data Science



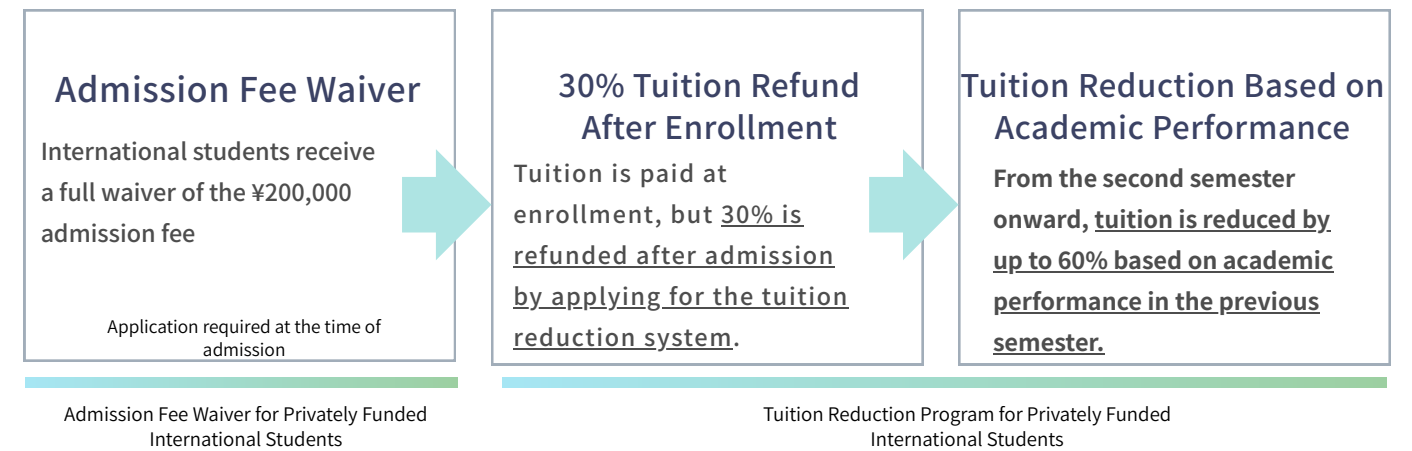
Students develop the ability to perform data-driven analysis and prediction using data science. Building on mathematics, statistics, and programming, they acquire four types of data analytics: descriptive, diagnostic, predictive, and prescriptive. The program also covers applications in fields such as business, psychology, and health, enabling students to apply data science in practice. In addition to specialist knowledge, students develop soft skills to analyze current issues and anticipate future trends.

Department of Digital Innovation



Students develop the ability to propose and implement solutions using the latest digital technologies and app development. After building a foundation in digital literacy, they acquire skills in computer science, programming, and modeling. The program also covers applications in fields such as business, psychology, and health, enabling students to apply digital technologies in practice. In addition to specialist knowledge and app development skills, students build soft skills to propose and implement solutions to real-world problems.

Tuition and Scholarships



Tuition and Fees (for students enrolling in 2026)

All amounts are in Japanese yen

Faculty	Department	Tuition and Fees					Tuition & Fees at Enrollment (For 6 months)
		Entrance Fee (200,000 JPY)	Tuition (For 6 months)	Other Fees (For 6 months)	Total (For 6 months)	Total (Annual Fee)	
Faculty of Humanities and Culture	Department of Japanese Language and Culture	Waived	427,800	177,700	605,500	1,211,000	605,500
	Department of History and Culture	Waived	442,800	191,200	634,000	1,268,000	634,000
Faculty of Humanities and Social Sciences	Department of Psychology	Waived	457,800	201,200	659,000	1,318,000	659,000
	Department of Social Welfare	Waived	442,800	201,200	644,000	1,288,000	644,000
	Department of Contemporary Liberal Studies	Waived	437,800	186,200	624,000	1,248,000	624,000
Faculty of Food and Health Sciences	Department of Food Science and Technology	Waived	457,800	216,200	674,000	1,348,000	674,000
	Department of Health Science	Waived	457,800	206,200	664,000	1,328,000	664,000
	Department of Food Safety and Food Quality	Waived	457,800	206,200	664,000	1,328,000	664,000
Faculty of Global Business	Department of Business Design	Waived	452,800	196,200	649,000	1,298,000	649,000
	Department of Accounting and Finance	Waived	452,800	196,200	649,000	1,298,000	649,000
Faculty of International Studies	Department of International Liberal Arts	Waived	442,800	196,200	639,000	1,278,000	639,000
	Department of International Studies	Waived	442,800	206,200	649,000	1,298,000	649,000
	Department of International Japan Studies	Waived	442,800	196,200	639,000	1,278,000	639,000
Faculty of Environmental Science and Design	Department of Environmental Science and Design	Waived	442,800	201,200	644,000	1,288,000	644,000
	Department of Data Science	Waived	492,800	206,200	699,000	1,398,000	699,000
Faculty of Informatics	Department of Digital Innovation	Waived	492,800	206,200	699,000	1,398,000	699,000

Please refer to the admissions guide for details on tuition fees.

Tuition Reduction System for Privately Funded International Students

Eligibility

Applicants must meet both conditions below and apply by the designated deadline each semester. This program is not applied automatically.

- (1) Be enrolled as a regular undergraduate or graduate student at SWU with a "Student" visa status.
- (2) Have an average monthly allowance of ¥90,000 or less (excluding tuition and rent), or, if supported by a sponsor in Japan, the sponsor's annual income must be ¥5,000,000 or less.

Tuition Reduction Rate

The reduction rate is determined by the GPA from the previous semester.

GPA 3.0 or above: 60% reduction

GPA 2.3 or above: 45% reduction

GPA 2.0 or above: 30% reduction

GPA 1.0 or above: 20% reduction

SWU Facts and Numbers

Number of International Students

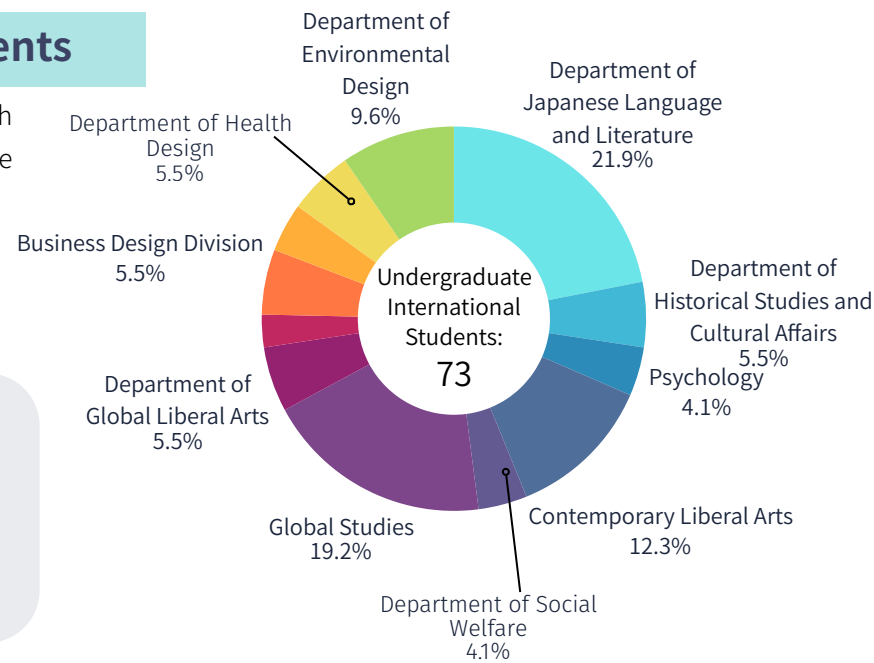
Over 200 international students are enrolled each year, of whom around 50% are full-time degree students.

As of May 2025:
Undergraduate: 73; Graduate: 35; Total: 108

Countries and Regions of Origin (Degree-Seeking Students)

China: 84 (including 7 from Hong Kong);
Korea: 16; Taiwan: 2; Vietnam: 3; USA: 1;
Myanmar: 1; Mongolia: 1

2025 Undergraduate International Students by Department



Discover SWU from Different Angles

Campus Area (including overseas) 370,000m² + 	Number of Students Undergraduate: 6,400 approx. Graduate: 130 approx. 	International Students Over 200 per year 	Faculty and Staff Faculty: 250+ Administrative Staff: 250+
7 Faculties 17 Departments As of 2026	Total Alumni 104,548 (As of May 2025) 	Excellence in Education No.1 	Leadership in Institutional Reform No.1
Excellence in Student Support No.1 	Leadership in Global Education No.1 	Excellence in Career Support No.1 	Excellence in Student Development No.1

Source: University Communications ONLINE, "Universities Evaluated by High School Career Guidance Teachers 2024" (Women's Universities category).

Outstanding Employment Rate & Support

SWU provides comprehensive career education and support to help students build their own career paths. The strength of this support is reflected in outstanding results, including the No.2 employment rate among women's universities nationwide.

Number of Job Listings

20,142

Number of Career Support Consultations

8,528

Professional Mentor Program

Around 360 professional women from a wide range of fields support SWU students. Many mentors have diverse career backgrounds and serve as role models. Students can gain a clearer vision of their future careers through direct interaction with mentors.



Individual Consultations and Job Search Support

Career counselors provide support with self-assessment, industry research, and interview preparation. Extensive writing support is also available for résumés and application forms. In the final year, staff at the Career Support Center provide individualized guidance until students secure their career paths.



Career support for international students is also comprehensive. Dedicated staff at the Career Support Center provide full support, along with specialized guidance sessions and seminars for international students.

Q & A

Q I'm worried because it will be my first time going to Japan. What should I do about visa applications and preparing to travel?

• Answer

Staff at the Center for International Exchange (CIE) provide careful support, from applying for the Certificate of Eligibility required for a visa to preparing for travel to Japan. After arrival, international students receive comprehensive support, including orientation, assistance with administrative procedures, and campus guidance from senior students.

Q As an international student, can I study at Showa Boston or other partner universities? How much does it cost?

• Answer

International students can participate in semester study at Showa Boston or exchange programs with partner universities if they meet the application requirements and pass the internal selection process. In some departments, study abroad is a graduation requirement, while in others, the timing may be limited, so early consultation is recommended. Costs vary depending on the program and destination.

Support for International Students

The Center for International Exchange Supports Student Life



The Center for International Exchange (CIE) is a dedicated office that supports the university life of all international students at SWU.

From pre-arrival support and visa renewal procedures to scholarship applications, daily life, and career guidance after graduation, CIE provides comprehensive assistance. The center also organizes extracurricular learning support, exchange programs, and various events to enhance the student experience.

The Center for Japanese Language Education Supports Japanese Language Learning

The Japanese Language Education Center (JLE) offers Japanese language courses for international students and supports the development of Japanese proficiency based on individual goals.

The program develops academic skills needed for university study, Japanese language ability for understanding specialized subjects, and business communication skills for working in Japanese. Some classes are taken together with Japanese students.

The program prepares students to succeed in a global environment while respecting diversity. Japanese language courses can be taken as part of graduation requirements.



Japanese Language Courses (Examples)

Course Title	Description
Academic Skills A/B	Develop the academic skills required for university study while building a foundation in critical and logical thinking.
Japanese Society and Culture A/B	Explore a range of themes reflecting Japanese society through inquiry-based learning that supports researching, thinking, and communicating, while building a foundation for specialized study.
Business Writing A/B	Learn vocabulary, formats, and communication methods for academic and business writing in various formats such as emails, letters, reports, and proposals. Peer review activities are incorporated to develop reader-focused writing and logical thinking.
Business Communication A/B	Use case studies based on workplace scenarios to develop problem identification and problem-solving skills through discussion and interaction. Reflection on the learning process helps build intercultural understanding and collaborative ability.
Japan Matters A/B	Examine contemporary Japanese society from multiple perspectives. Through discussion and exchange with Japanese students, develop the ability to express ideas clearly in Japanese, including about one's home country.

Personalized Support

Language Exchange & Japanese Conversation Partners

This one-on-one language exchange program pairs international and Japanese students once a week at a mutually convenient time to practice a designated language. Language exchange (LEX) and the Japanese Conversation Partner program provide opportunities not only to practice everyday Japanese, but also to make friends on campus and for international students to share and teach their own languages.



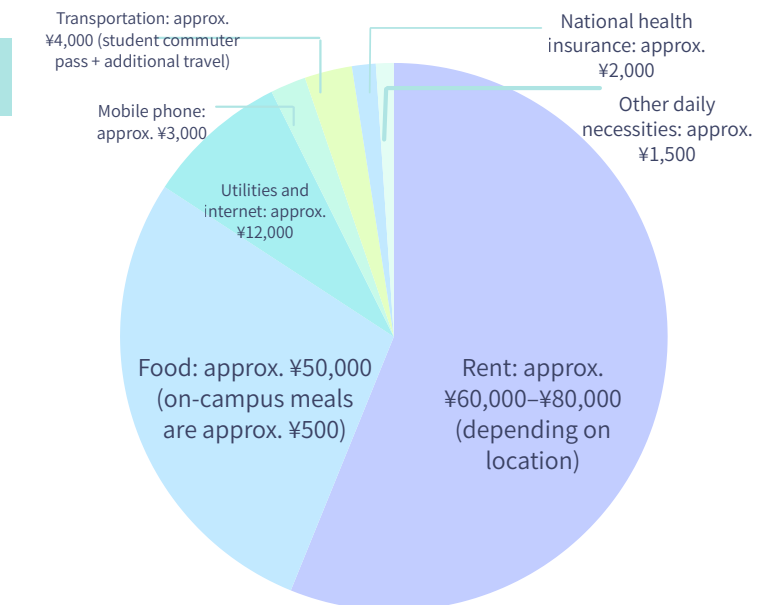
Japanese Language Tutors & Study Partners

International students are provided with free access to Japanese tutors, who are trained or certified through Japanese language teacher training programs, for support with essays, reports, and Japanese language study. For subject-related support, Study Partners, who are senior or fellow students from the same department, offer peer-based assistance tailored to academic needs.



Student Life in Japan

Monthly living expenses for international students in Japan vary significantly depending on the area, with major cities generally being more expensive. SWU is located in Setagaya Ward, one of Tokyo's 23 wards. The following figures are based on the living expenses of past international students, excluding tuition.



International Student Dormitory

In September 2025, SWU opened an international student dormitory located about 30 minutes from campus by train. All rooms are single occupancy and include a private bathroom, toilet, and kitchen, with rent covering internet and utilities.


Rent: 82,000 yen (Internet and utility charges included) *As of April 2026
*Newly arriving degree-seeking international students may stay for one year only.



Main Admission Methods

International Student Entrance Examination (General)

This entrance examination for international students is held once a year in January. Required scores for the Examination for Japanese University Admission for International Students (EJU) or the Japanese Language Proficiency Test (JLPT), as well as the examination format (aptitude test, interview, etc.), vary by department. For details, including application requirements, please refer to the admissions guide.



EJU scores from the November examination may also be used.

Recommended for:

- International students currently attending a Japanese language school in Japan
- Students studying Japanese in their home country who plan to come to Japan to take the entrance examination

Available Departments

All departments (except the Department of Elementary Education)

Application Process



Admission Using the Japan University Entrance Examination for International Students (JPUE)

This admission route uses the Japan University Entrance Examination for International Students (JPUE), which is held several times a year in locations such as Shanghai, Hong Kong, Macau, Taiwan, and Malaysia. Applicants can take the exam overseas without traveling to Japan. After approximately six months of preparatory study abroad, students who reach the required Japanese level proceed to the final stage, an online interview.



Recommended for:

Students who wish to apply using their JPUE score
Students who want to secure university admission without traveling to Japan

Available Departments


All departments (except the Department of Elementary Education, Department of Health Design, and Department of Nutrition Science)

Application Process



SHOWA DIRECT 4.5

A recommendation-based admission program for students studying at partner overseas high schools or Japanese language schools. Admission is based on document screening using high school grades and recommendation letters, allowing students to enroll directly after graduating from an overseas high school. Students join a 4.5-year degree program and receive strong support for employment in Japan after graduation, including dedicated company internships.



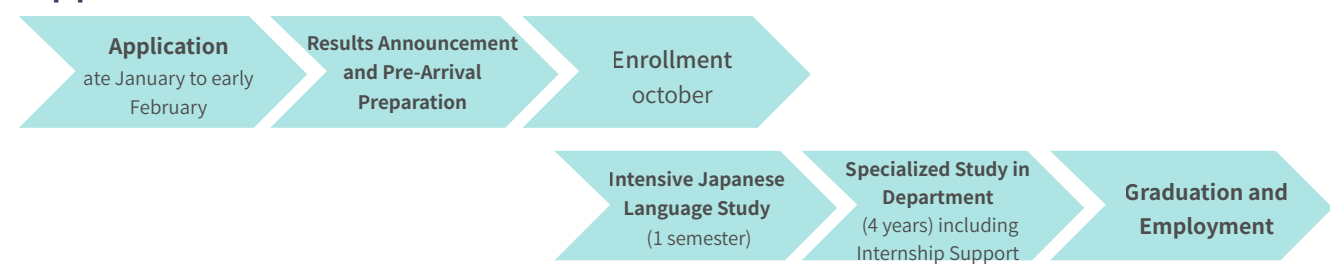
Recommended for:

- Students who wish to enroll immediately after graduating from an overseas high school (October admission)
- Students who want to focus on Japanese language study after enrollment before progressing to specialized study

Available Departments

Department of International Japan Studies; Department of International Studies; Department of Business Design; Department of Accounting and Finance; Department of Contemporary Liberal Arts; Department of Social Welfare; Department of Health Design; Department of Food Safety Management

Application Process



International Student Entrance Examination (Designated Japanese Language School Recommendation)

This admission route is for students enrolled at designated Japanese language schools recommended by SWU and who are nominated by their school.

For Details

Please check with your Japanese language school for details on eligibility and application requirements, etc.

Transfer Admission and Double Degree Programs with Overseas Partner Universities

SWU offers transfer admission from selected overseas partner universities, as well as double degree programs that allow students to study at both institutions and earn degrees from each. These programs provide diverse learning opportunities and internationally recognized qualifications, while also strengthening academic exchange and collaboration between institutions.



Past papers for the International Student Entrance Examination (General) are available. Papers from the past two years are provided. Please scan the QR code for details.

